

St Francis of Assisi School

St Francis of Assisi School Newsletter

370 Innes Road, Christchurch 8052

Phone: (03) 595 0730

Email: admin@stfrancischch.school.nz



Issue 8
7 April 2016

Events Covered in our Newsletter

Uniform

Special Character

Sport

Policies and Procedures

Headlice

PTA News

Parish News

Community News

Friday 8 April

Kia Ora Koutou

We are just about through our first term - very hard to believe - it has gone so fast!

Uniform

Students are expected to wear Winter Uniform from Queen's Birthday weekend in Term 2 through to the end of T3.

Winter Uniform

Girls – Long-sleeved Blouse; Pinafore for Year 1-4 Skirt Year 5-8

Navy tights or knee-high navy socks

Boys – long sleeved grey shirt; Grey Winter Shorts

Knee-high grey socks with red and blue stripes

We are introducing a tie for Year 5-8 boys and girls. Please note: The tie is not compulsory next term. It will become compulsory in term 3 which will give people time to make this purchase. The tie has even stripes navy and red. We will have one at the school office that you can look at if you are unsure. In 2016 Year 8 boys and girls will not be required to wear the tie however they are most welcome to should they wish to.

The PTA is organising a sock fundraiser - we will get information to you about this as soon as we can.

All items in the uniform can be obtained from Mainland Uniforms in Wairakei Rd and some can be obtained from Susan Ross uniforms in Rutland Street..

Special Character

Family and Whanau books

We have a number of these books available for collection from the school office if any family who would like one. Explanation of what a Family and whanau book is a great resource in which you can find information to support your child's learning in RE.

Sport

Eight swimmers left yesterday to represent the school at the annual Canterbury Primary School Swimming Championships held at the Selwyn Aquatic Centre. It is a great achievement just to qualify for these champs as the swimmers earned selection through terrific performances at the North Zone champs last month. Congratulations to our swimmers: Will C, Anna W, Zach N, Henri W, Amy W, Shuji L, Lily b, Adam P.

We had two placings in the top ten congratulations to:

Will C - 6th 50m Freestyle, 8th 50m Backstroke

Ana W - 7th 50m Breaststroke

Policies and Procedures

Publishing Student Information

Images of our students (photographs, video clips, etc), and examples of their school work, are sometimes published in our newsletters, on our school website, and other online channels such as the school/class blogs, Facebook page, YouTube, etc.

The school has an obligation to:

- protect students' privacy and safety in relation to information about them, or images of them, published by the school, and
- protect students' copyright in relation to the material they create.

Images of students and/or their work are published to recognise student achievement, report on learning to the school and wider community, and to promote the school.

The following guidelines help us to protect our students:

- The school seeks parents' written consent before their child's image or work is published online. Parents give this consent at enrolment, or as needed if the child is already enrolled, by completing the [Student Information Consent Form](#). Parents can withdraw their consent at any time.
- The school takes special care with personal information about students, as stated on the Student Information Consent form. Personal information refers to information that identifies an individual. With consent, we share no more than a student's first name, image, or work in the school newsletter, on the school website, or in the wider online community.
- The school publishes images and students' work that positively depict the student and school.
- The school seeks students' consent before publishing their work.
- As the author of a copyright work, a student has the right to be identified when their work is exhibited in public, such as on the internet. At St Francis of Assisi Catholic School we prefer to identify the student by their first name and year at school only to protect their privacy. Requests for a child's full name to be published are considered by the privacy officer.

If the school is aware of a special circumstance regarding a student's presence at the school, such as a court order preventing access to the child, any information that could identify the child is kept out of the website/newsletters.

Headlice

Please note I have included information about headlice at the end of this newsletter. It is a good idea to check your child's hair regularly and only treat them if you are certain they have headlice.

School Fees

Many thanks to those who have paid the children's fees so far. Please ensure that the swimming fee of \$25.00 and the Swimming sports fee of \$6.00 for years 5-8 is paid by the end of Term 1 as we have pool costs to pay. A reminder that Attendance dues are payable to the Parish and should be separate to the school fees. The school has a new bank account number and the details are at the bottom of your invoice. Many thanks Pauline O'Connor

PTA

Road Patrol

We are in urgent need of parents to assist with Road Patrol one morning per fortnight from 8.20am -9am. Please email pta@stfrancischch.school.nz if you are able to help.

Entertainment Books

Our PTA are selling the well loved entertainment books as one of their first fundraisers.

Contact Kim Goggin on 0210702770 on pta@stfrancischch.school.nz



If you have any queries - Please support this fundraiser - 20% of every membership sold contributes to our fundraising for the development of the school hall.

Help us achieve our goal by sharing this link with your Friends and Family. You can watch our progress towards our goal on this link also. Thanks for your support!

Link to Online Order Page: <https://www.entertainmentbook.co.nz/orderbooks/1341q64>

Parish Notices

Parking

A reminder that, in the interests of keeping children safe during school arrival and departure times, parents are asked not to drive their vehicles onto the property to drop-off or pickup children.

Preference Certificates – You require a preference certificate for your child to attend a Catholic School.

With enrolments for Catholic High Schools currently open, a reminder that the process of obtaining a Preference Certificate from one of our priests is to take your child's Baptism Certificate to Sunday Mass and ask Father to complete a Preference Certificate for your chosen school.

Community Notices

"Book now for the Kelly Sports "Awesome Autumn Sports". Visit the site 'www.kellysports.co.nz' for more details, and to make your booking for next term. Select the area Christchurch North-Central."



AWESOME AUTUMN SPORTS

Hockey - Football - Ripa Rugby - Netball

WHERE	St Francis School <small>Meet on the field (check texts if wet)</small>
WHO	Year 0 - 4 boys and girls
WHEN	Thursdays, 12 May - 30 June <small>3:10pm - 4:10pm</small>
INFO	Let the awesome coaches teach your children how to play like their favourite sports stars. This is a great programme to try new sports, improve skills, confidence and fitness and have heaps of fun.
COST	Only \$75 Earlybird rate \$70 if you pay in full by Wed 4 th May Please use the code 'earlybird' to receive the discount
ENROL	www.kellysports.co.nz Click on 'Events' and search for your area 'Christchurch North-Central' OR contact Rick 021 462 098



Head Lice Information

What are head lice?

Head lice are small insects that have been around for thousands of years and are well established throughout the world. They live on the heads of their human hosts, scuttling around on the scalp and feeding on blood. Adult head lice lay eggs (often called nits) on the hair, usually within 5 mm of the scalp. Eggs found further up the hair are dead or hatched.

Head lice are specialised to live on human heads and can only live for a short time (about a day) away from one. They don't live anywhere else on the body, or on any other animals.

Head lice are hard to see because they are small, can hide in the hair, and come in various shades of brown and grey. Adult head lice are between 1 - 3 mm long. The eggs are usually pale in colour and about a millimetre in size.

An adult head louse:



Actual size:

Head lice are happy on any head, whether the hair is long, short, young, old, clean, or dirty.

Head lice do not cause harm, or spread diseases from one person to another. Most of the harm associated with head lice is in the overuse or incorrect use of treatments to get rid of them!

How do I get them?

Head lice wander all over the scalp and simply step from one hair to another when two heads are close enough to touch. Head lice have no wings and cannot fly. They cannot hop, jump, or swim either.

Sometimes head lice travel from one head to another on a comb, hairbrush, hair tie, or hat.

How do I know I've got them?

Sometimes head lice make your head itchy and you notice that you're scratching your head a lot. Often, they don't though and the only way you will know is by looking.

The best way to find out is by detection combing. To do this you will need an ordinary comb, a fine-tooth comb, and a bottle of hair conditioner.

Long or thick hair can take a long time, up to an hour, to treat. Sit in an area with good light, and get comfortable.

1. Comb the hair with the ordinary comb.
2. Cover the dry hair with conditioner from the roots to the tips.
3. (If you have a lot of hair, do this step with one section of hair at a time.) Comb the hair from root to tip with the fine-tooth comb. Wipe the comb on a tissue between strokes and you will see any head lice that the combing dislodges. You may see eggs as well.
4. Comb each section of hair twice.

How do I get rid of them?

There are several ways to get rid of head lice.

- Simply using the detection combing method every two or three days (until you don't find head lice for ten days) is an easy and effective method, particularly for short or fine hair. It is also cheap, and doesn't involve any chemicals.
- You can buy head lice shampoos and lotions from pharmacies. These contain insecticides to kill the head lice. It is important to follow the instructions for using these products, and to only use them if you are sure you have head lice. Do not use them "just in case".

Head lice can become resistant to insecticides. You must check that the chemical treatment has worked. If detection combing 24 hours after the treatment detects large, living head lice, the treatment may have failed. Talk to your pharmacist, doctor, or Public Health nurse and try a treatment with a different insecticide in it, or try using the detection combing method every few days instead of a chemical preparation.

- Pharmacies also sell "natural" head lice treatments. Some are effective because they contain an insecticide. Others contain ingredients which stun the head lice, or make the hair slippery, so that combing removes the lice and eggs.







Whichever treatment you use, continue detection combing regularly to detect and remove any newly hatched head lice.

Never use insecticides such as fly spray, or pet flea sprays to treat head lice. These could cause serious harm!

How do I keep them away?

- If one person in the house has head lice, it is a good idea to check everyone for them. Use the detection combing method.
- Brush hair regularly. Brushing or combing can remove head lice before they have the chance to lay many eggs.
- Tie up long hair to help prevent head lice spreading.
- Avoid sharing hair ties, hats and helmets, or bedding. Head lice do not live very long away from a head however, so are not often transferred from one person to another this way.
- Notify the school if you have head lice, so that parents can be reminded to check for them.
- Use the detection combing technique regularly.

Head Lice Life Cycle

-  A female louse only needs to mate once in its life. If it doesn't mate, it still lays eggs, but they don't hatch. Up to 8 eggs can be laid each day.
-  Eggs are "glued" on to the hair, near the scalp. They hatch within seven to ten days.
-  The new louse is transparent until it has its first drink...
-  Young lice moult three times before they are fully grown.
-  Young lice reach adulthood at around nine to twelve days of age.
-  Lice die of old age at around 40 days, unless they are killed before that. A female may have laid 100 eggs by then.